






UNIT CODE	DESCRIPTION
DIN RP 240-24	240 Watt, 24V, Single Output DIN RAIL Power Supply with PFC

SPECIFICATIONS		
Input	Output	Approvals
Universal AC Input 88~264VAC	+24VDC @ 0 ~ 10A	    

Features at a Glance:

Low cost, high reliability

Efficient (84%) with low power dissipation

Universal AC Input

UL508 listed (industrial control equipment)

Passive PFC function compliance to EN61000-3-2

EN61000-6-2(EN50082-2) industrial immunity level

Installed on DIN rail TS35 / 7.5 or 15

Protections: Short circuit / Overload / Over voltage
Over temperature

LED indicator for power on

Cooling by natural (free air) convection

100% full load burn-in test

Safety Standards: UL508, UL60950-1, TUV EN60950-1

EMC standards: Heavy Industry Level, Criteria A
(see following data sheets for more)

MBTF: 289.9K hours MIL-HDBK-217F (25°C)

Case: 922A

Weight: 2.4lbs (1.2 Kgs)

Dimensions: 3.9" L x 4.9" W x 4.9" H
125.5L X 125.2H X 100D mm

3 year warranty



The DIN RP 240 Series are economical industrial DIN rail power supplies with 84% efficiency and built-in protections against short circuits, overloads, over voltage and over temperature. With UL 508 (industrial control equipment) approval and a passive PFC function, DIN RP 240 is reliable in many demanding environments. AC input self switching for use around the world. Wide operating temperature range -10°C ~ +70°C.

A great selection for general telecom, factory automation, electro-mechanical, IT, security, data communications and control panel applications. Fan-less design is perfect in low noise apps.

Pricing: 1+ \$ 234.65
10+ 211.45
25+ 190.30

Pollock Industries, Inc., PO Box 1003, White River, VT 05001
toll-free 1-866-665-5434 (603) 888-2467 sales@electracool.com



240W Single Output Industrial DIN RAIL Power Supply

DRP-240 series



■ Features :

- Universal AC input / Full range
- Built in active PFC function
- Protections: Short circuit / Overload / Over voltage / Over temperature
- Cooling by free air convection
- Can be installed on DIN rail TS-35/7.5 or 15
- UL 508(industrial control equipment)approved
- LED indicator for power on
- 100% full load burn-in test
- Fixed switching frequency at 100KHz
- 3 years warranty



SPECIFICATION

MODEL	DRP-240-24	DRP-240-48	
OUTPUT	DC VOLTAGE	24V	48V
	RATED CURRENT	10A	5A
	CURRENT RANGE	0 ~ 10A	0 ~ 5A
	RATED POWER	240W	240W
	RIPPLE & NOISE (max.) Note.2	80mVp-p	150mVp-p
	VOLTAGE ADJ. RANGE	24 ~ 28V	48 ~ 53V
	VOLTAGE TOLERANCE Note.3	±1.0%	±1.0%
	LINE REGULATION	±0.5%	±0.5%
	LOAD REGULATION	±1.0%	±1.0%
	SETUP, RISE TIME	800ms, 40ms/230VAC	800ms, 40ms/115VAC at full load
HOLD UP TIME (Typ.)	24ms/230VAC	24ms/115VAC at full load	
INPUT	VOLTAGE RANGE Note.5	85 ~ 264VAC	120 ~ 370VDC
	FREQUENCY RANGE	47 ~ 63Hz	
	POWER FACTOR (Typ.)	0.96/230VAC	0.99/115VAC at full load
	EFFICIENCY (Typ.)	84%	85%
	AC CURRENT (Typ.)	2.8A/115VAC	1.4A/230VAC
	INRUSH CURRENT (Typ.)	COLD START 27A/115VAC	45A/230VAC
	LEAKAGE CURRENT	<3.5mA / 240VAC	
PROTECTION	OVERLOAD	105 ~ 150% rated output power	
		Protection type : Constant current limiting, recovers automatically after fault condition is removed	
	OVER VOLTAGE	30 ~ 36V	54 ~ 60V
		Protection type : Shut down o/p voltage, re-power on to recover	
OVER TEMPERATURE	100°C ±5°C (TSW1)detect on heat sink of power transistor		
		Protection type : Shut down o/p voltage, recovers automatically after temperature goes down	
ENVIRONMENT	WORKING TEMP.	-10 ~ +70°C (Refer to "Derating Curve")	
	WORKING HUMIDITY	20 ~ 90% RH non-condensing	
	STORAGE TEMP., HUMIDITY	-20 ~ +85°C, 10 ~ 95% RH	
	TEMP. COEFFICIENT	±0.03%/°C (0 ~ 50°C)	
	VIBRATION	10 ~ 500Hz, 2G 10min./1cycle, 60min. each along X, Y, Z axes; Mounting: Compliance to IEC60068-2-6	
SAFETY & EMC (Note 4)	SAFETY STANDARDS	UL508, UL60950-1, TUV EN60950-1 approved	
	WITHSTAND VOLTAGE	I/P-O/P:3KVAC I/P-FG:1.5KVAC O/P-FG:0.5KVAC	
	ISOLATION RESISTANCE	I/P-O/P, I/P-FG, O/P-FG:100M Ohms/500VDC	
	EMC EMISSION	Compliance to EN55011,EN55022 (CISPR22) Class B, EN61000-3-2,-3	
	EMC IMMUNITY	Compliance to EN61000-4-2,3,4,5,6,8,11, EN55024, EN61000-6-2 (EN50082-2), heavy industry level, criteria A	
OTHERS	MTBF	289.9Khrs min. MIL-HDBK-217F (25°C)	
	DIMENSION	125.5*125.2*100mm (W*H*D)	
	PACKING	1.2Kg; 12pcs/15.5Kg/1.29CUFT	
NOTE	<ol style="list-style-type: none"> 1. All parameters NOT specially mentioned are measured at 230VAC input, rated load and 25°C of ambient temperature. 2. Ripple & noise are measured at 20MHz of bandwidth by using a 12" twisted pair-wire terminated with a 0.1uf & 47uf parallel capacitor. 3. Tolerance : includes set up tolerance, line regulation and load regulation. 4. The power supply is considered a component which will be installed into a final equipment. The final equipment must be re-confirmed that it still meets EMC directives. 5. Derating may be needed under low input voltages. Please check the derating curve for more details. 		

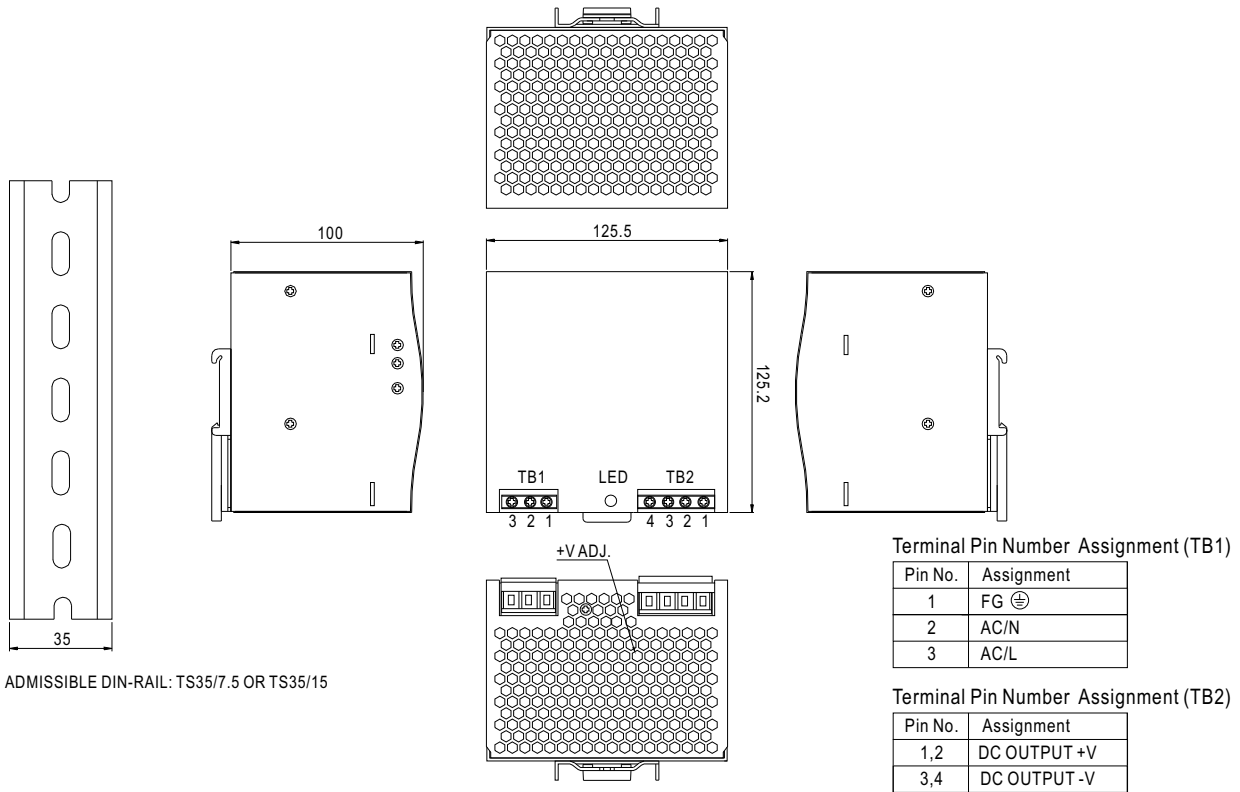
Pollock Industries, Inc., PO Box 1003, White River, VT 05001

toll-free 1-866-665-5434 (603) 888-2467 sales@electracool.com

File Name:DRP-240-SPEC 2011-06-17

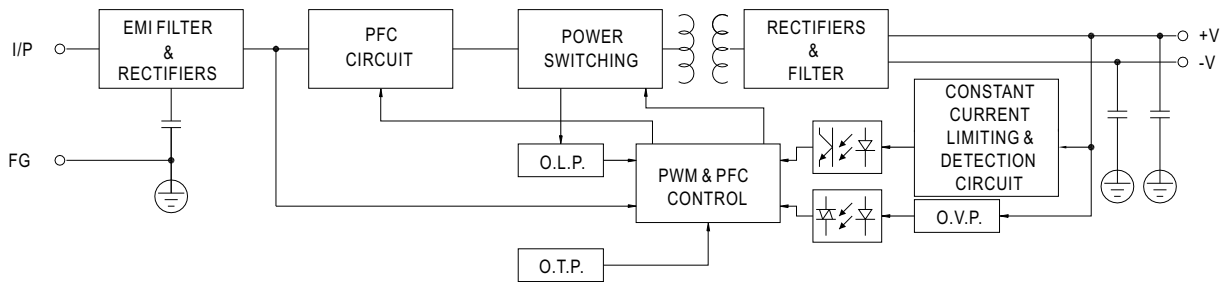
Mechanical Specification

Case No. 922A Unit:mm



Block Diagram

fosc : 100KHz



Derating Curve

Output derating VS input voltage

