








UNIT CODE	DESCRIPTION
LED-HLG 185H-24	187 Watt, 24 Volt, Single Output, Waterproof, LED Power Supply with PFC and Constant Current High Output Voltage

SPECIFICATIONS		
Input	Output	Approvals
Universal 90 ~ 305VAC	24VDC @ 0 ~ 7.8A	IP65 IP67        CBCE

Features at a Glance:

Wide range input 90~305VAC (includes 227 VAC)

Aluminum case with potting are IP65/67 rated so may be used indoors or outdoors

Output current 50%-110% adjustable - (selected models, please refer to data sheets)

Meet 4KV surge immunity level (EN61000-4-5)

Built-in active PFC function that complies with EN61000-3-2 harmonic Class C (>65% load)

93.5% efficient

3 in 1 dimming function: 1~10VDC / PWM signal / resistance (B type)

Cooling by Natural (free air) convection

Protections: Short circuit; Overload; Over voltage; Over temperature

Certificates: UL/ CUL/ ENEC/ CB/ CE and UL8750, ENEC EN61347-2-13, EN62384 lighting regulations

MBTF: 192.2K hours min. MIL-HDBK-217F (25°C)

Case: 994D

Weight: 2.53 lbs. (1.15Kgs.)

Dimensions: 228 x 68x 38.8mm (LxWxH)

RoHS Compliant

5 year warranty



The HLG-185H-C series are for higher wattage LED lighting applications with high output voltage demands. With active PFC, a wide input range of 90~305VAC and 350~1400mA rated constant current output for general lighting fixtures, this series has high voltage output up to 400VDC. Can be operated with 277VAC input for commercial/industrial lighting in North America. IP65/67 rated: Case is aluminum with stainless screws to work in harsh environments. -40°C~+70 °C working temperature range. HLG-185H meets worldwide safety regulations for lighting.

The "A" type of model HLG-320H, with adjustable voltage and current, can be used in many thermoelectric applications such as cooling/warming outdoor enclosures.

Users can adjust DC output voltage range from 90 to 110% and current range from 50 to 100%. IP65-IP67 dustproof / waterproof rating and has 4KV surge immunity. Suitable applications include LED street lighting designed with single series connected LED strip and high driving voltage, LED tunnel lighting, LED spot lighting, LED high bay lighting, and indoor or outdoor LED decorative lighting...

[Release & Application Notes](#)

Pricing: 1+ \$ 139.95
10+ 127.50
25+ 114.00

POLLOCK INDUSTRIES, INC. 81 Butternut Road, White River, VT 05001
toll-free 1-866-665-5434 (603) 888-2467 sales@electracool.com



Pollock Industries

185W Single Output Switching Power Supply

HLG-185H series



- Features :
 - Universal AC input / Full range (up to 305VAC)
 - Built-in active PFC function
 - High efficiency up to 94%
 - Protections: Short circuit / Over current / Over voltage / Over temperature
 - Cooling by free air convection
 - OCP point adjustable through output cable or internal potentiometer
 - IP67 / IP65 design for indoor / outdoor installations
 - Three in one dimming function (1~10Vdc or PWM signal or resistance)
 - Suitable for LED lighting and street lighting applications
 - Compliance to worldwide safety regulations for lighting
 - Suitable for dry / damp / wet locations
 - 5 years warranty (Note.10)



HLG-185H-12 [A] Blank : IP67 rated. Cable for I/O connection.
 A : IP65 rated. Output voltage and constant current level can be adjusted through internal potentiometer.
 B : IP67 rated. Constant current level adjustable through output cable with 1~10Vdc or 10V PWM signal or potentiometer.
 D (option, safety pending) : IP67 rated. Timer dimming function, contact MEAN WELL for details.

SPECIFICATION

MODEL	HLG-185H-12	HLG-185H-15	HLG-185H-20	HLG-185H-24	HLG-185H-30	HLG-185H-36	HLG-185H-42	HLG-185H-48	HLG-185H-54		
OUTPUT	DC VOLTAGE	12V	15V	20V	24V	30V	36V	42V	48V	54V	
	CONSTANT CURRENT REGION Note.4	6 - 12V	7.5 - 15V	10 - 20V	12 - 24V	15 - 30V	18 - 36V	21 - 42V	24 - 48V	27 - 54V	
	RATED CURRENT	13A	11.5A	9.3A	7.8A	6.2A	5.2A	4.4A	3.9A	3.45A	
	RATED POWER	156W	172.5W	186W	187.2W	186W	187.2W	184.8W	187.2W	186.3W	
	RIPPLE & NOISE (max.) Note.2	150mVp-p	150mVp-p	150mVp-p	150mVp-p	200mVp-p	200mVp-p	200mVp-p	200mVp-p	200mVp-p	
	VOLTAGE ADJ. RANGE Note.6	10.8 - 13.5V	13.5 - 17V	17 - 22V	22 - 27V	27 - 33V	33 - 40V	38 - 46V	43 - 53V	49 - 58V	
	CURRENT ADJ. RANGE	Can be adjusted by internal potentiometer A type only									
	VOLTAGE TOLERANCE Note.3	±2.5%	±2.0%	±1.0%	±1.0%	±1.0%	±1.0%	±1.0%	±1.0%	±1.0%	
	LINE REGULATION	±0.5%	±0.5%	±0.5%	±0.5%	±0.5%	±0.5%	±0.5%	±0.5%	±0.5%	
	LOAD REGULATION	±2.0%	±1.5%	±1.0%	±0.5%	±0.5%	±0.5%	±0.5%	±0.5%	±0.5%	
SETUP, RISE TIME Note.8	1000ms,50ms/115VAC 500ms,50ms/230VAC at full load ; B type 1000ms,200ms/115VAC 500ms,200ms/230VAC at 95% load										
HOLD UP TIME (Typ.)	16ms at full load 230VAC / 115VAC										
INPUT	VOLTAGE RANGE Note.5	90 - 305VAC		127 - 431VDC							
	FREQUENCY RANGE	47 - 63Hz									
	POWER FACTOR (Typ.)	PF>0.98/115VAC, PF>0.95/230VAC, PF>0.92/277VAC at full load (Please refer to "Power Factor Characteristic" curve)									
	TOTAL HARMONIC DISTORTION	THD< 20% when output loading ≥ 50% at 115VAC/230VAC input and output loading ≥ 75% at 277VAC input									
	EFFICIENCY (Typ.)	91.5%	92%	93%	93.5%	93.5%	93.5%	94%	94%	94%	
	AC CURRENT (Typ.)	12V	1.8A / 115VAC	0.8A / 230VAC	0.7A / 277VAC						
	INRUSH CURRENT (Typ.)	15V - 54V	2.1A / 115VAC	0.9A / 230VAC	0.8A / 277VAC						
LEAKAGE CURRENT	COLD START 65A(twidth=445μs measured at 50% Ipeak) at 230VAC										
PROTECTION	OVER CURRENT	95 - 108%									
	SHORT CIRCUIT	Protection type : Constant current limiting, recovers automatically after fault condition is removed									
	OVER VOLTAGE	14 - 17V	18 - 21V	23 - 27V	28 - 34V	34 - 38V	41 - 46V	47 - 53V	54 - 63V	59 - 65V	
	OVER TEMPERATURE	Protection type : Shut down o/p voltage with auto-recovery or re-power on to recovery									
ENVIRONMENT	WORKING TEMP.	-40 - +70°C (Refer to "Derating Curve")									
	WORKING HUMIDITY	20 - 95% RH non-condensing									
	STORAGE TEMP., HUMIDITY	-40 - +80°C, 10 - 95% RH									
	TEMP. COEFFICIENT	±0.03%/°C (0 - 50°C)									
SAFETY & EMC	VIBRATION	10 - 500Hz, 5G 12min./1cycle, period for 72min. each along X, Y, Z axes									
	SAFETY STANDARDS Note.7	UL8750, CSA C22.2 No. 250.0-08, EN61347-1, EN61347-2-13 independent IP65 or IP67, J61347-1, J61347-2-13 approved ; design refer to UL60950-1, TUV EN60950-1									
	WITHSTAND VOLTAGE	I/P-O/P:3.75KVAC I/P-FG:2KVAC O/P-FG:0.5KVAC									
	ISOLATION RESISTANCE	I/P-O/P, I/P-FG, O/P-FG:100M Ohms / 500VDC / 25°C / 70% RH									
	EMC EMISSION	Compliance to EN55015, EN55022 (CISPR22) Class B, EN61000-3-2 Class C (≥ 50% load) ; EN61000-3-3									
OTHERS	EMC IMMUNITY	Compliance to EN61000-4-2,3,4,5,6,8,11, EN61547, EN55024, light industry level (surge 4KV), criteria A									
	MTBF	192.2K hrs min. MIL-HDBK-217F (25°C)									
	DIMENSION	228*68*38.8mm (L*W*H)									
PACKING	1.15Kg, 12pcs/14.8Kg/0.8CUFT										
NOTE	1. All parameters NOT specially mentioned are measured at 230VAC input, rated load and 25°C of ambient temperature. 2. Ripple & noise are measured at 20MHz of bandwidth by using a 12" twisted pair-wire terminated with a 0.1μf & 47uf parallel capacitor. 3. Tolerance : includes set up tolerance, line regulation and load regulation. 4. Please refer to "DRIVING METHODS OF LED MODULE". 5. Derating may be needed under low input voltages. Please check the static characteristics for more details. 6. A type only. 7. Safety and EMC design refer to EN60598-1, CNS15233, GB7000.1, FCC part18. 8. Length of set up time is measured at cold first start. Turning ON/OFF the power supply may lead to increase of the set up time. 9. The power supply is considered as a component that will be operated in combination with final equipment. Since EMC performance will be affected by the complete installation, the final equipment manufacturers must re-qualify EMC Directive on the complete installation again. 10. Refer to warranty statement. 11. To fulfill requirements of the latest ErP regulation for lighting fixtures, this LED power supply can only be used behind a switch without permanently connected to the mains.										

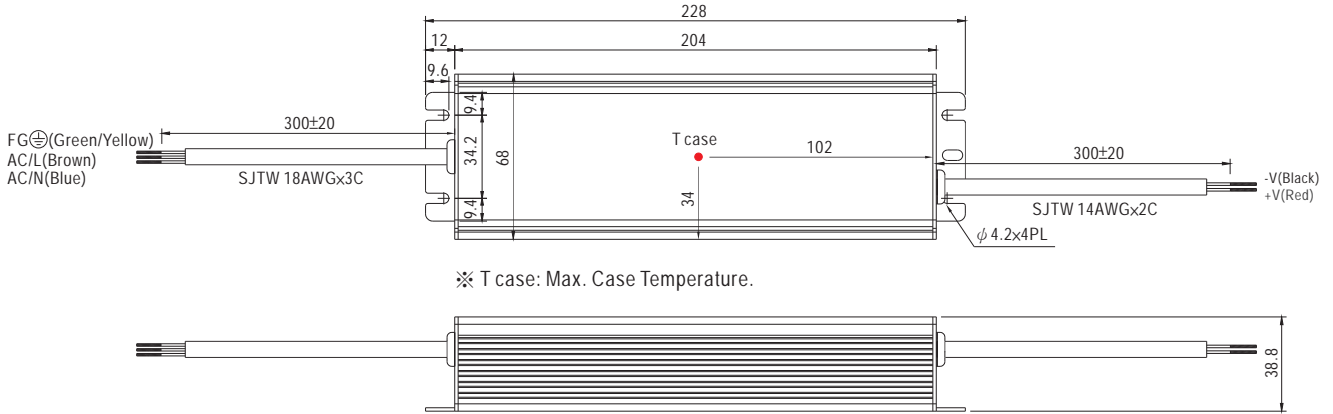
POLLOCK INDUSTRIES, INC. toll-free 1-866-665-5434 (603) 888-2467 sales@pollock.biz



Mechanical Specification

Case No.994D Unit:mm

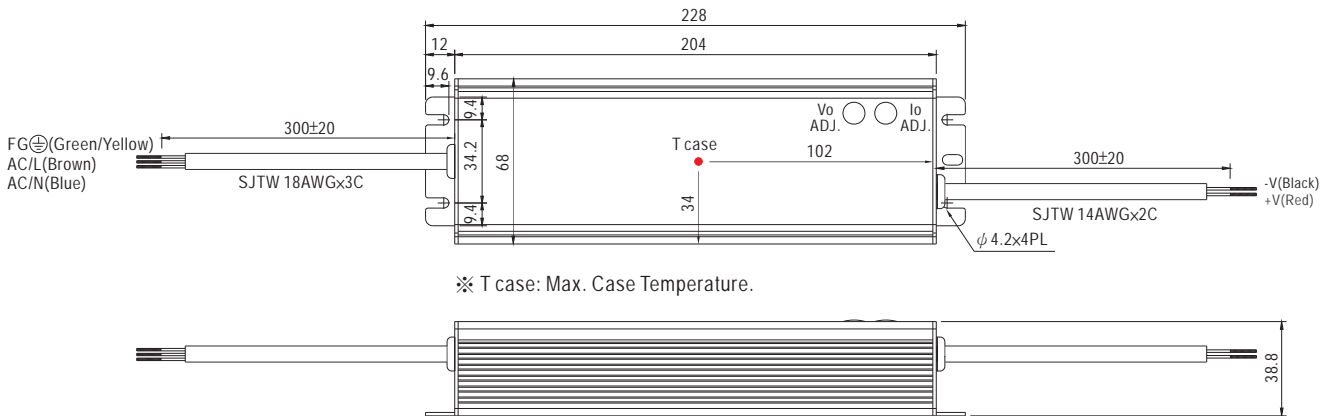
Blank:(HLG-185H)



※ T case: Max. Case Temperature.

※IP67 rated. Cable for I/O connection.

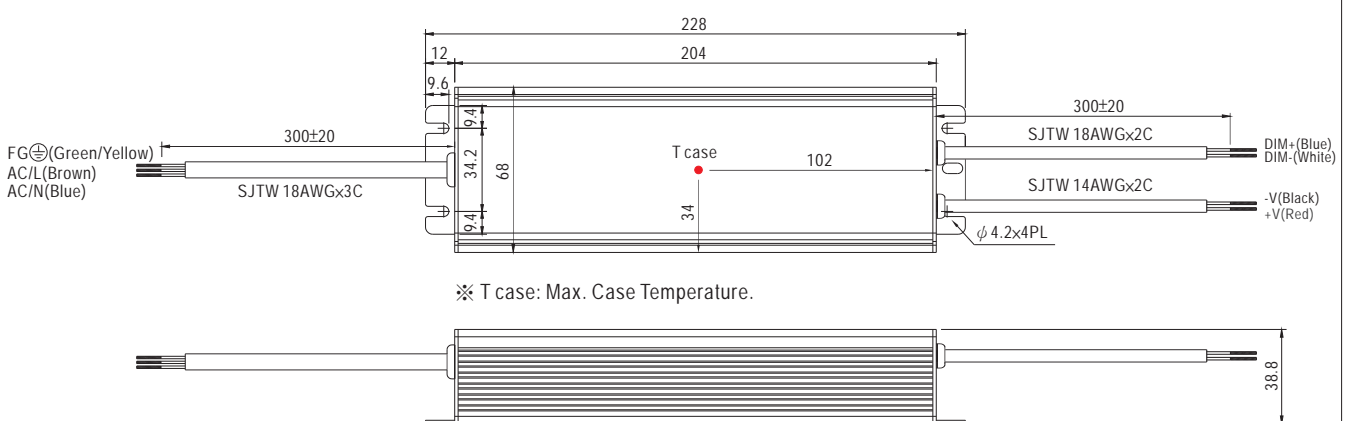
A Type:(HLG-185H-_A)



※ T case: Max. Case Temperature.

※ IP65 rated. Output voltage and constant current level can be adjusted through internal potentiometer.
(Can access by removing the rubber stopper on the case.)

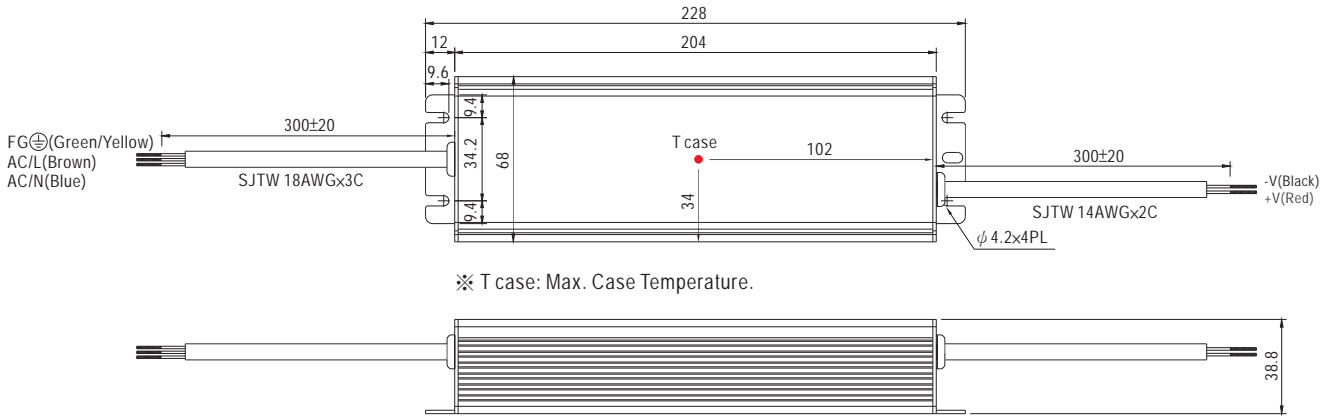
B Type:(HLG-185H-_B)



※ T case: Max. Case Temperature.



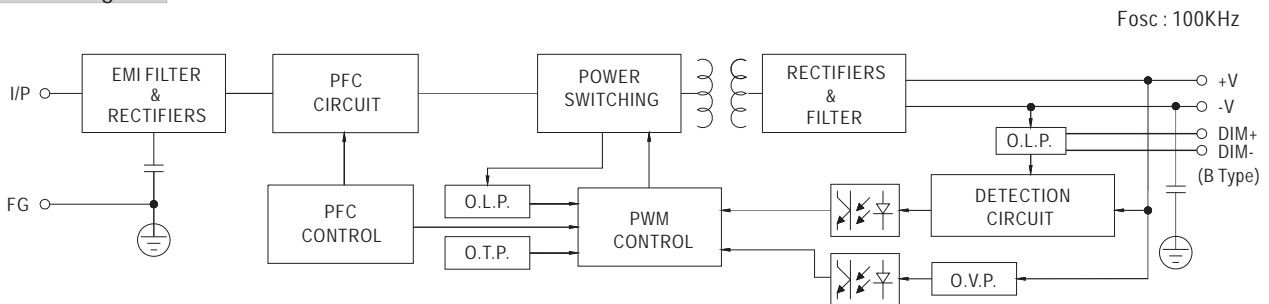
D Type(option):(HLG-185H_D)



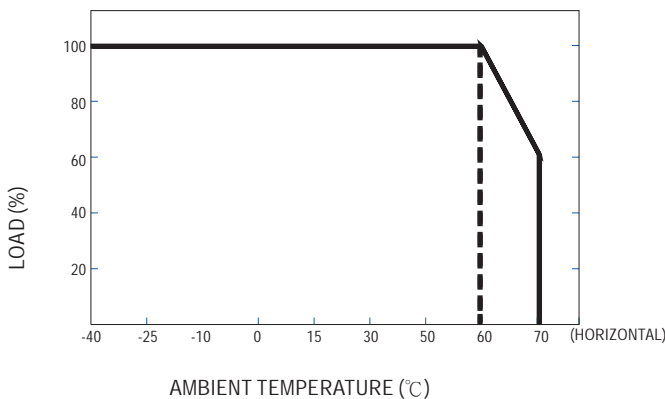
※ T case: Max. Case Temperature.

※ IP67 rated. Timer dimming function, contact MEAN WELL for details.

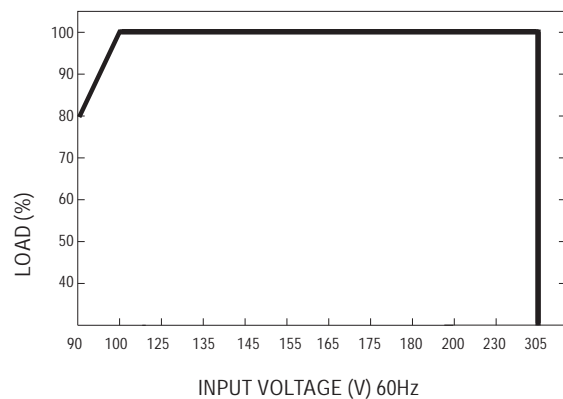
Block Diagram



Derating Curve

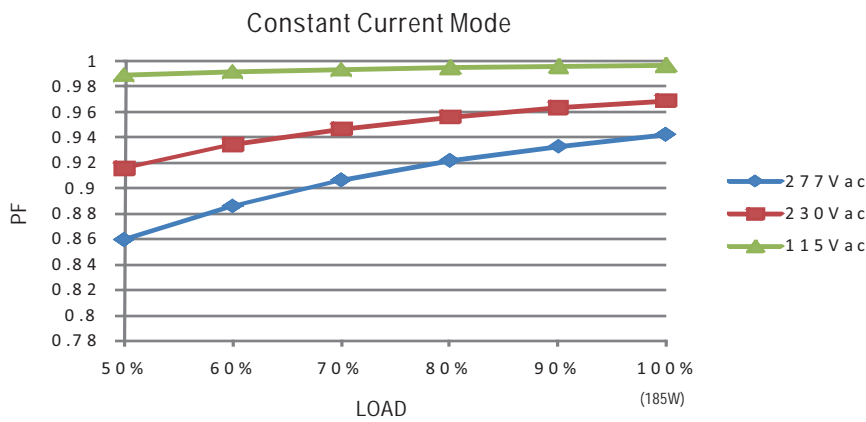


Static Characteristics



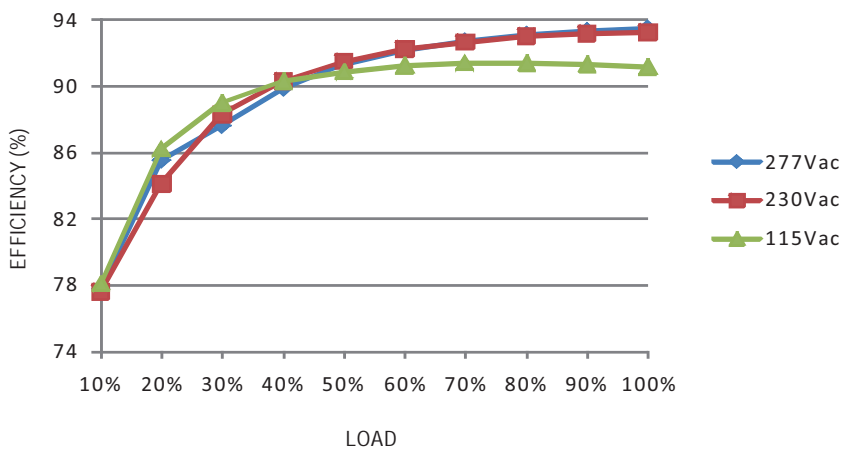


Power Factor Characteristic



EFFICIENCY vs LOAD (48V Model)

HLG-185H series possess superior working efficiency that up to 94% can be reached in field applications.

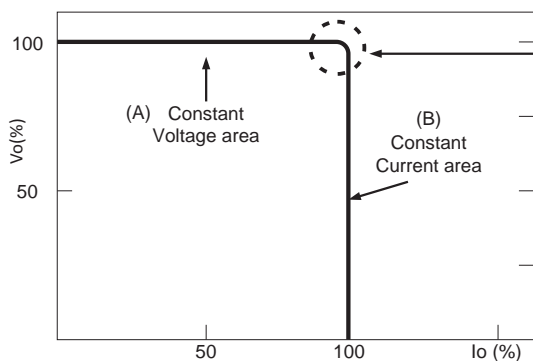


DRIVING METHODS OF LED MODULE

There are two major kinds of LED drive method "direct drive" and "with LED driver".

A typical LED power supply may either work in "constant voltage mode (CV) or constant current mode (CC)" to drive the LEDs.

Mean Well's LED power supply with CV+ CC characteristic can be operated at both CV mode (with LED driver, at area (A) and CC mode (direct drive, at area (B)).

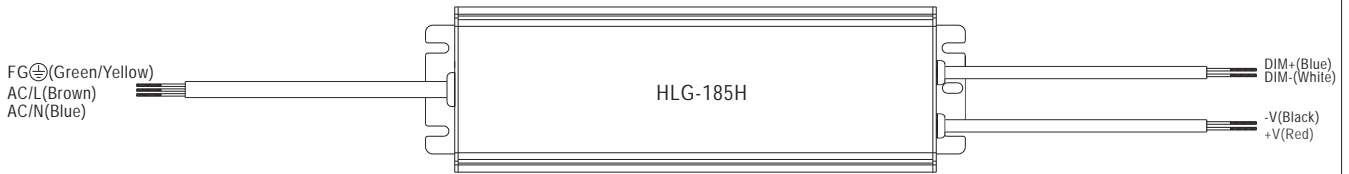


In the constant current region, the highest voltage at the output of the driver depends on the configuration of the end systems. Should there be any compatibility issues, please contact MEAN WELL.

Typical LED power supply I-V curve



■ DIMMING OPERATION (for B-type only)



※ Built-in 3 in 1 dimming function, IP67 rated. Output constant current level can be adjusted through output cable by connecting a resistance or 1 - 10Vdc or 10V PWM signal between DIM+ and DIM-.

※ Please DO NOT connect "DIM-" to "-V".

※ Reference resistance value for output current adjustment (Typical)

Resistance value	Single driver	10K Ω	20K Ω	30K Ω	40K Ω	50K Ω	60K Ω	70K Ω	80K Ω	90K Ω	100K Ω	OPEN
		Multiple drivers (N=driver quantity for synchronized dimming operation)	10K Ω/N	20K Ω/N	30K Ω/N	40K Ω/N	50K Ω/N	60K Ω/N	70K Ω/N	80K Ω/N	90K Ω/N	100K Ω/N
Percentage of rated current		10%	20%	30%	40%	50%	60%	70%	80%	90%	100%	95%~108%

※ 1 - 10V dimming function for output current adjustment (Typical)

Dimming value	1V	2V	3V	4V	5V	6V	7V	8V	9V	10V	OPEN
Percentage of rated current	10%	20%	30%	40%	50%	60%	70%	80%	90%	100%	95%~108%

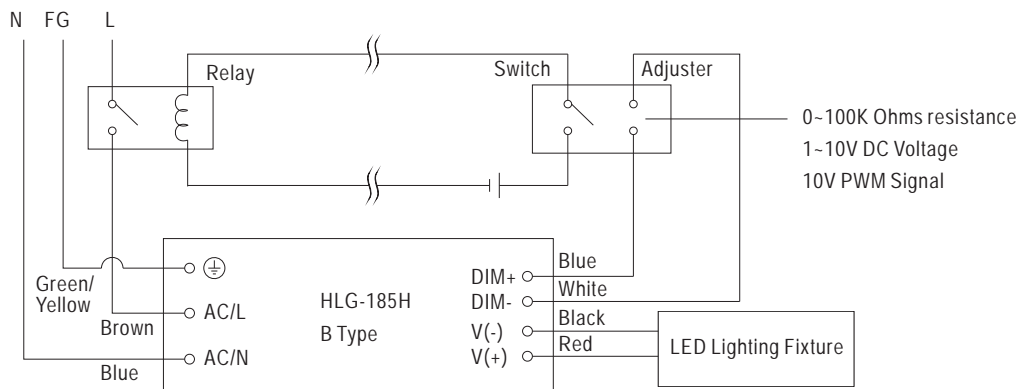
※ 10V PWM signal for output current adjustment (Typical): Frequency range :100Hz ~ 3KHz

Duty value	10%	20%	30%	40%	50%	60%	70%	80%	90%	100%	OPEN
Percentage of rated current	10%	20%	30%	40%	50%	60%	70%	80%	90%	100%	95%~108%

※ Using the built-in dimming function on B-type model can't turn the lighting fixture totally dark. Please refer to the connection method below to achieve 0% brightness of the lighting fixture connecting to the LED power supply unit.

※ Direct connecting to LEDs is suggested, but is not suitable for using additional drivers.

Dimming connection diagram for turning the lighting fixture ON/OFF :



Using a switch and relay can turn ON/OFF the lighting fixture.

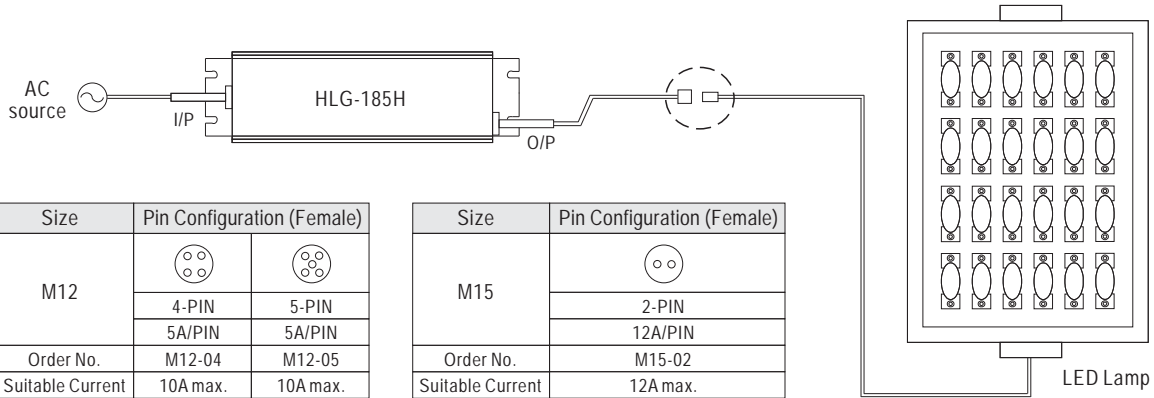
1. Output constant current level can be adjusted through output cable by connecting a resistance or 1-10Vdc or 10V PWM signal between DIM+ and DIM-.
2. The LED lighting fixture can be turned ON/OFF by the switch.



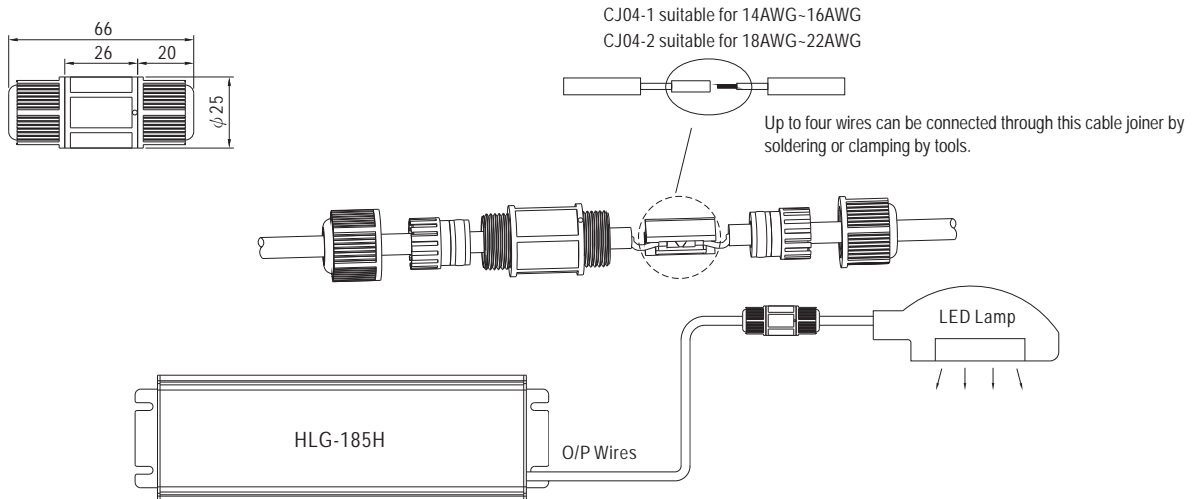
WATERPROOF CONNECTION

◎ Waterproof connector

Waterproof connector can be assembled on the output cable of HLG-185H to operate in dry/wet/damp or outdoor environment.

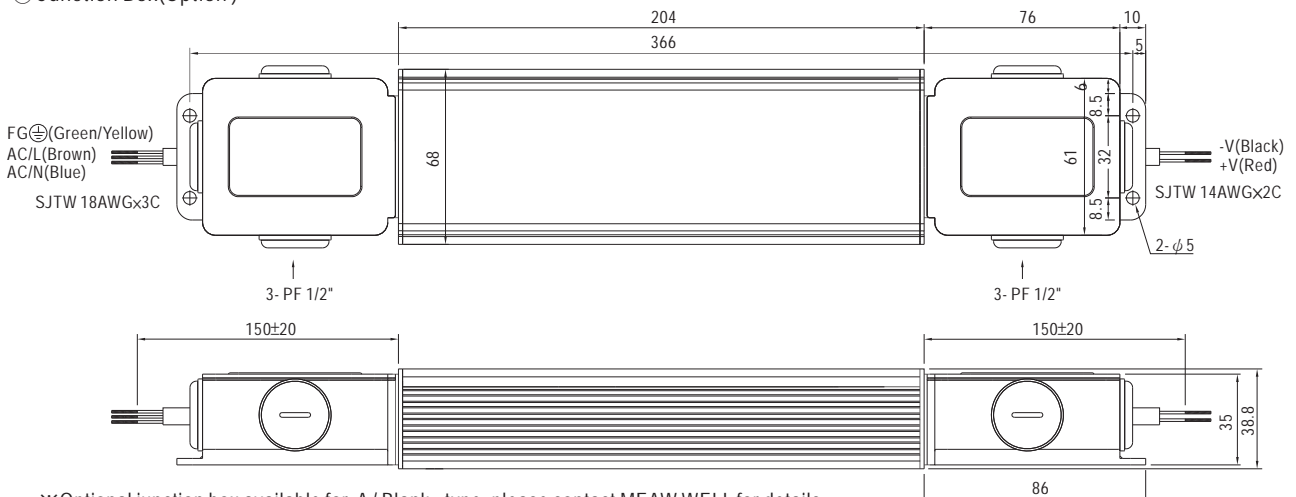


◎ Cable Joiner



※CJ04 cable joiner can be purchased independently for user's own assembly.
MEAN WELL order No. : CJ04-1, CJ04-2.

◎ Junction Box (Option)



※Optional junction box available for A/ Blank - type, please contact MEAN WELL for details.