



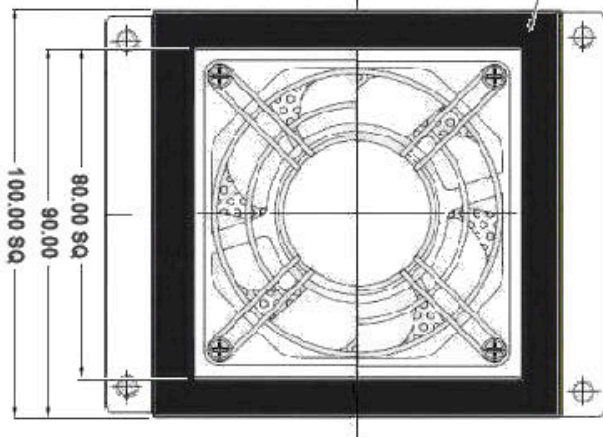
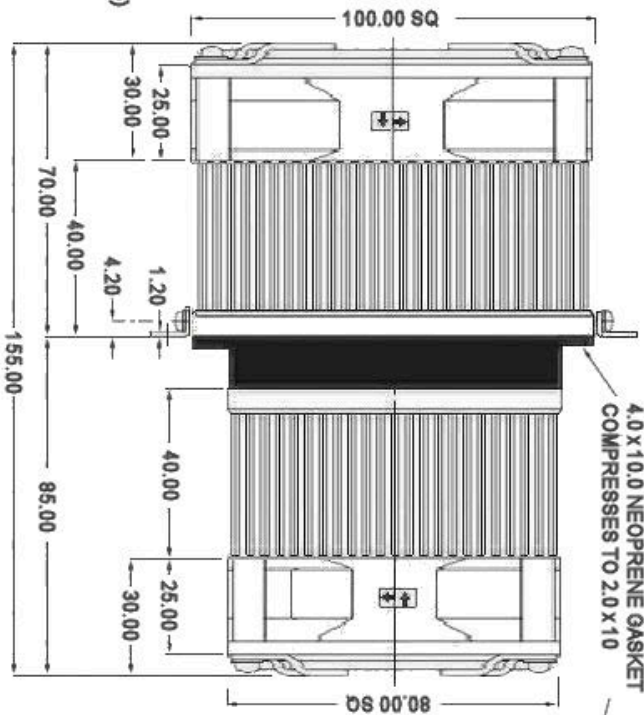
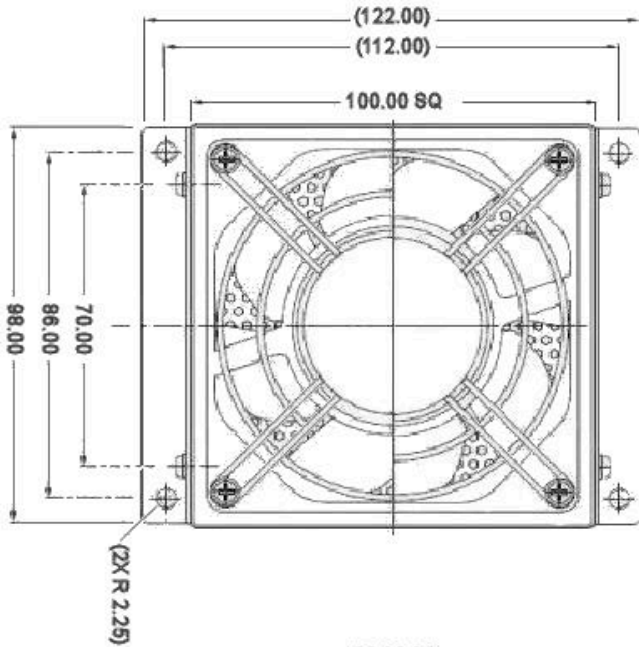
THIS DRAWING IS THE PROPERTY OF POLLOCK INDUSTRIES, INC. AND MAY NOT BE REPRODUCED WITHOUT THE WRITTEN PERMISSION OF AN OFFICER OF THE COMPANY. COPYRIGHT © 2015 POLLOCK INDUSTRIES, INC. ALL RIGHTS RESERVED.

REVISIONS		DRAWING PIU8GTT EFFECTIVE 12-1-15	
DCP #	REV	DESCRIPTION	DATE
A		ORIGINAL ILLUSTRATION	12/1/15

HOT-SIDE  
MOUNT OUTSIDE

# TAC-60 TECHNICAL ILLUSTRATION

COLD-SIDE  
MOUNT INSIDE



PART NUMBER	DESCRIPTION
TAC-60	IP20 THERMOELECTRIC AIR CONDITIONER
TAC60-E	IP55 THERMOELECTRIC AIR CONDITIONER

NOTES: UNLESS OTHERWISE SPECIFIED  
 INTERPRET DRAWING IN ACCORDANCE WITH MIL-T-3100  
 DIMENSIONS ARE METRIC IN MILLIMETERS AND FOR REFERENCE PURPOSES ONLY.  
 HEATSINKS ARE 6063 ALUMINUM WITH A CLEAR ANODIZED FINISH  
 FANS ARE MEDIUM SPEED, IP 20 DC BRUSHLESS - TAC60-E HOT-SIDE FAN IP55 RATED  
 BREAK AND DEBURR ALL SHARP EDGES  
 TAC-60 IS FOR USE IN A CLEAN, DRY ENVIRONMENT  
 TAC60-E IS ENVIRONMENTALLY PROTECTED AND MAY BE USED OUTSIDE



DISCLAIMER: ALL STATEMENTS AND TECHNICAL INFORMATION CONTAINED HEREIN, ARE BASED IN INFORMATION AND/OR TESTS WE BELIEVE TO BE ACCURATE AN RELIABLE. SINCE CONDITIONS OF USE ARE BEYOND OUR CONTROL, THE USER SHALL DETERMINE THE SUITABILITY OF THE PRODUCT FOR THE INTENDED USE AND ASSUME ALL RISK AND LIABILITY WHATSOEVER IN CONNECTION THEREWITH.

TOLERANCES:  
 UNLESS OTHERWISE SPECIFIED,  
 DIMENSIONS ARE FOR REFERENCE PURPOSES ONLY

DRAWING TITLE:		DRAWING FILE	
DRAWN BY:	DATE:	TAC-60 (E) THERMOELECTRIC AIR CONDITIONER ILLUSTRATION	ELECTRONIC FILE
WK	12-1-15	PIU8GTT	REV
CHECKED BY:	DATE:	SIZE DWG. NO.	A
JP	12-1-15	A	
ATE:	ATE:	SCALE: NTS	SHEET: 1 OF 1
		U.O.M.: mm	