


UNIT CODE	DESCRIPTION
DIN RP 480-S 24	480 Watt, 24V, Single Output DIN RAIL Power Supply with PFC

SPECIFICATIONS		
Input	Output	Approvals
90~132VAC or 180~264 VAC Selectable by Switch	+24VDC @ 0 ~ 20A	

Features at a Glance:

Low cost, high reliability

High efficiency 89% and low power dissipation

Full range AC input selectable by switch

UL508 listed (industrial control equipment)

Passive PFC function compliance to EN61000-3-2

Built-in constant current limiting circuit

EN61000-6-2(EN50082-2) industrial immunity level

Installed on DIN rail TS35 / 7.5 or 15

Protections: Short circuit / Overload / Over voltage
Over temperature

LED indicator for power on

Cooling by natural (free air) convection

100% full load burn-in test

3 year warranty

Safety Standards: UL508, UL60950-1, TUV EN60950-1

EMC standards: Heavy Industry Level, Criteria A
(see following data sheets for more)

MTBF hours: 187.9K hours MIL-HDBK-217F (25°)

Case: 930

Weight: 5.2lbs (2.4 Kgs)

Dimensions: 8.93 W x 4.9 H x 3.9 D (inches)
227 W x 125.2 H x 100 D (mm)



The DIN RP 480-S Series are economical industrial DIN rail power supplies with 89% efficiency and built-in protections against short circuits, overloads, over voltage and over temperature. With UL 508 (industrial control equipment) approval, a passive PFC function and a constant current limiting circuit, DIN RP 480-S is reliable in many demanding environments. AC input selectable by switch for use around the world. Wide operating temperature range -20°C ~ +70°C.

A great selection for general telecom, factory automation and electro-mechanical applications. Fan-less design is perfect in low noise applications.

Pricing	1 ~ 9	\$ 338.00
	10+	\$ 307.50
	25+	\$ 289.00

Pollock Industries, PO Box 1003, White River, VT 05001
toll-free: 1-866-665-5434 (603) 888-2467 sales@electracool.com



POLLOCK INDUSTRIES

480W Single Output DIN RAIL with PFC Function

DRP-480S series



■ Features :

- AC input range selectable by switch
- Built-in passive PFC function compliance to EN61000-3-2
- High efficiency 89% and low dissipation
- Protections: Short circuit / Overload / Over voltage / Over temperature
- Cooling by free air convection
- Built-in constant current limiting circuit
- Can be installed on DIN rail TS-35/7.5 or 15
- UL 508(industrial control equipment)approved
- EN61000-6-2(EN50082-2) industrial immunity level
- 100% full load burn-in test
- 3 years warranty



SPECIFICATION

MODEL		DRP-480S-24	DRP-480S-48
OUTPUT	DC VOLTAGE	24V	48V
	RATED CURRENT	20A	10A
	CURRENT RANGE	0 - 20A	0 - 10A
	RATED POWER	480W	480W
	RIPPLE & NOISE (max.) Note.2	120mVp-p	120mVp-p
	VOLTAGE ADJ. RANGE	24 - 28V	48 - 55V
	VOLTAGE TOLERANCE Note.3	±1.0%	±1.0%
	LINE REGULATION	±0.5%	±0.5%
	LOAD REGULATION	±1.0%	±1.0%
	SETUP, RISE TIME	1200ms, 40ms/230VAC,115VAC at full load	
HOLD UP TIME (Typ.)	23ms/230VAC,115VAC at full load		
INPUT	VOLTAGE RANGE	90 - 132VAC/180 - 264VAC by switch	254 - 370VDC
	FREQUENCY RANGE	47 - 63Hz	
	POWER FACTOR (Typ.)	≥ 0.7/230VAC only	
	EFFICIENCY (Typ.)	89%	
	AC CURRENT (Typ.)	8A/115VAC	3.2A/230VAC
	INRUSH CURRENT (Typ.)	COLD START 27A/115VAC	45A/230VAC
	LEAKAGE CURRENT	<3.5mA / 240VAC	
PROTECTION	OVERLOAD	105 - 150% rated output power Protection type : Constant current limiting, recovers automatically after fault condition is removed	
	OVER VOLTAGE	30 - 36V	59 - 66V Protection type : Shut down o/p voltage, re-power on to recover
	OVER TEMPERATURE	100°C ±5°C (TSW : detect on heatsink of power switch) Protection type : Shut down o/p voltage, recovers automatically after temperature goes down	
ENVIRONMENT	WORKING TEMP.	-20 ~ +70°C (Refer to "Derating Curve")	
	WORKING HUMIDITY	20 - 90% RH non-condensing	
	STORAGE TEMP., HUMIDITY	-40 ~ +85°C, 10 - 95% RH	
	TEMP. COEFFICIENT	±0.03%/°C (0 - 50°C)	
	VIBRATION	Component:10 - 500Hz, 2G 10min./1cycle, 60min. each along X, Y, Z axes; Mounting: Compliance to IEC60068-2-6	
SAFETY & EMC (Note 4)	SAFETY STANDARDS	UL508, UL60950-1, TUV EN60950-1 approved	
	WITHSTAND VOLTAGE	I/P-O/P:3KVAC I/P-FG:2.0KVAC O/P-FG:0.5KVAC	
	ISOLATION RESISTANCE	I/P-O/P, I/P-FG, O/P-FG:100M Ohms / 500VDC / 25°C / 70% RH	
	EMC EMISSION	Compliance to EN55011 (CISPR11), EN55032 (CISPR32), EN61204-3 Class B, EN61000-3-2,-3	
	EMC IMMUNITY	Compliance to EN61000-4-2,3,4,5,6,8,11, EN61204-3, EN61000-6-2 (EN50082-2), heavy industry level, criteria A	
OTHERS	MTBF	187.9Khrs min. MIL-HDBK-217F (25°C)	
	DIMENSION	227*125.2*100mm (W*H*D)	
	PACKING	2.6Kg: 6pcs / 16.6Kg / 1.75CUFT	
NOTE	<ol style="list-style-type: none"> 1. All parameters NOT specially mentioned are measured at 230VAC input, rated load and 25°C of ambient temperature. 2. Ripple & noise are measured at 20MHz of bandwidth by using a 12" twisted pair-wire terminated with a 0.1uf & 47uf parallel capacitor. 3. Tolerance : includes set up tolerance, line regulation and load regulation. 4. The power supply is considered a component which will be installed into a final equipment. The final equipment must be re-confirmed that it still meets EMC directives. 		

File Name:DRP-480S-SPEC 2017-07-07

Pollock Industries, Inc. PO Box 1003, White River, VT 05001
 toll-free 1-866-665-5434 (603) 888-2467 sales@electracool.com



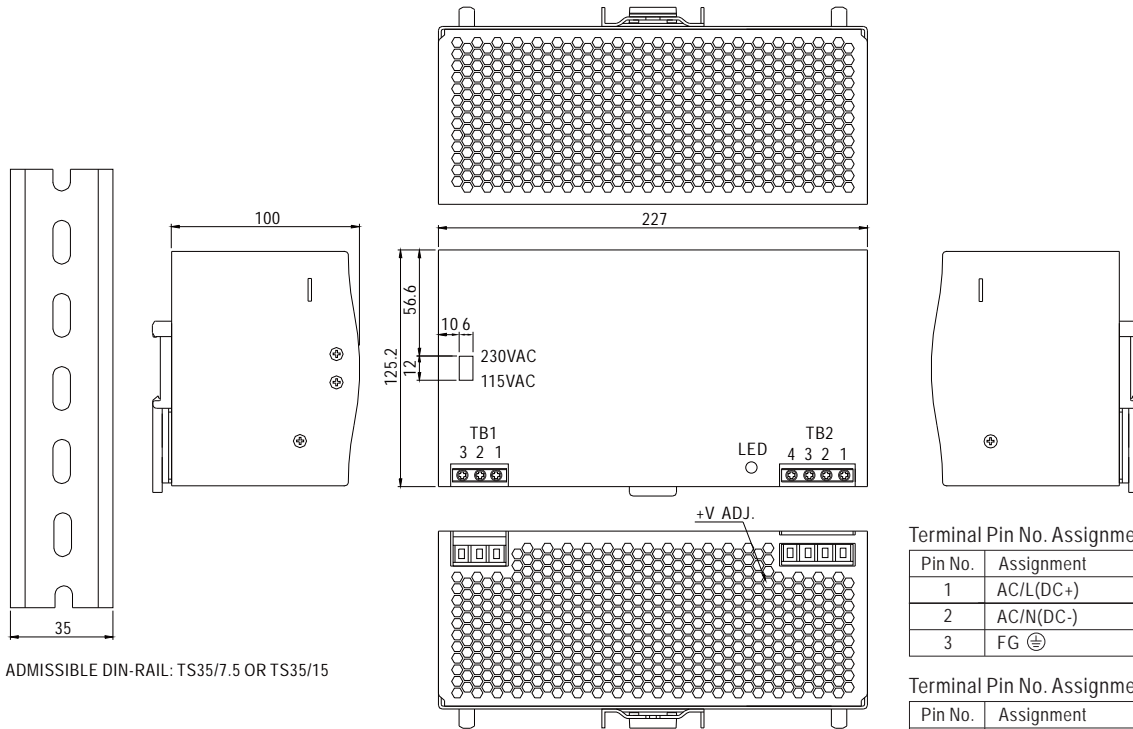
POLLOCK INDUSTRIES

480W Single Output DIN RAIL with PFC Function

DRP-480S series

Mechanical Specification

Case No.930 Unit:mm



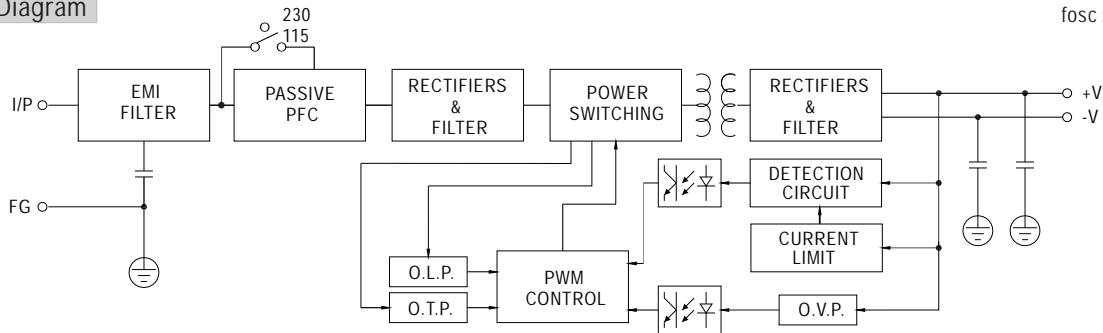
Terminal Pin No. Assignment (TB1)

Pin No.	Assignment
1	AC/L(DC+)
2	AC/N(DC-)
3	FG ⊕

Terminal Pin No. Assignment (TB2)

Pin No.	Assignment
1,2	DC OUTPUT +V
3,4	DC OUTPUT -V

Block Diagram



Derating Curve

Output Derating VS Input Voltage

