






UNIT CODE	DESCRIPTION
MED-PS 100-24V	100 Watt, 24 Volt, Single Output Medical (MOOP level) Power Supply with Active PFC Function

SPECIFICATIONS		
AC Input	DC Output	Approvals
Universal AC input 85 ~ 264V	+24VDC @ 0 ~ 4.5A	    

Features at a Glance:

- Medical safety certified, MOOP level
- Built-in active PFC function, PF>0.95
- Withstands 300VAC surge for 5 seconds
- Low leakage current <300µA/264VAC
- No load power consumption < 0.5W
Standby 5V @ 0.3A
- 1U low profile case: 38mm
- Protection: Short circuit, Overload,
Over voltage and Over temperature (option)
- Built-in constant current limiting circuit and
Remote sense function (ON/OFF control)
- Working temperature range -40°C ~ +60°C
105°C long-life electrolytic capacitors
- Cooling by natural (free air) convection
- Certificates: UL / CUL / CB / CE
- Safety standards: ANSI/AAMI ES60601-1,
IEC60601-1 approved
- EMC standards: Class B level
(see following pages for complete EMC details)
- MTBF: 295.7K hrs min. *MIL-HDBK-217F (25°C)*
- Case: 9011
- Weight: 0.83 lbs (0.38 Kgs)
- Dimensions: 6.25 x 3.81x 1.49inches (LxWxH)
159 x 97 x 38mm (LxWxH)
- 5 year warranty



The MED-PS 100 series are highly reliable power supplies designed to meet the rigorous requirements for medical applications and are an excellent choice for non-patient contact instruments and equipment. MED-PS 100-24 is a 100 Watt AC/DC, efficient (88.5%), enclosed, 1U medical type power supply, with active PFC, that complies with international medical safety regulations (MOOP level).

Standard functions include built-in remote ON/OFF control, protections for short circuit, overload (constant current mode), over voltage, and over temperature. Additionally, with low leakage current ($\leq 300\mu\text{A}$), extremely low no-load power consumption (<0.5W), 1U low profile (38mm). This series Global certificates of compliance meeting UL/ CUL/ CB/ CE medical safety requirements ensure users' safety. EMI emissions: Class B Level, compliant.

Suitable applications include medical and diagnostic equipment requiring low leakage current such as lab and analysis equipment, monitoring equipment, MRI & X-ray machines, CT Scanners, chemical or biological detection equipment, as well as any system requiring low, no-load, power consumption.

[Release & Application Notes](#)

Pricing:	1 ~ 9	\$ 139.50
	10+	117.00
	25+	99.70



■ Features :

- Universal AC input / Full range
- Built-in active PFC function
- High efficiency up to 90%
- Withstand 300VAC surge input for 5 seconds
- Protections: Short circuit / Overload / Over voltage
- Protections: Over temperature (optional)
- Cooling by free air convection
- 1U low profile 38mm
- Medical safety approved (MOOP level)
- Built-in remote ON-OFF control
- No load power consumption<0.5W
- All using 105°C long life electrolytic capacitors
- 5 years warranty

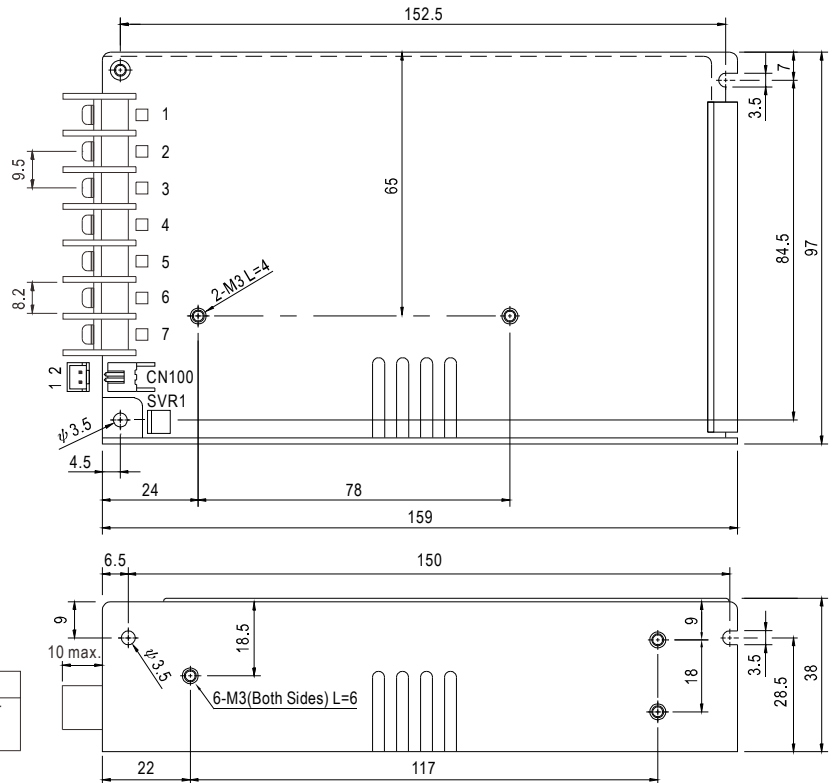


SPECIFICATION

MODEL		MSP-100-3.3	MSP-100-5	MSP-100-7.5	MSP-100-12	MSP-100-15	MSP-100-24	MSP-100-36	MSP-100-48	
OUTPUT	DC VOLTAGE	3.3V	5V	7.5V	12V	15V	24V	36V	48V	
	RATED CURRENT	20A	17A	13.5A	8.5A	7A	4.5A	2.9A	2.2A	
	CURRENT RANGE	0 ~ 20A	0 ~ 17A	0 ~ 13.5A	0 ~ 8.5A	0 ~ 7A	0 ~ 4.5A	0 ~ 2.9A	0 ~ 2.2A	
	RATED POWER	66W	85W	101.3W	102W	105W	108W	104.4W	105.6W	
	RIPPLE & NOISE (max.) Note.2	80mVp-p	80mVp-p	100mVp-p	120mVp-p	150mVp-p	150mVp-p	200mVp-p	240mVp-p	
	VOLTAGE ADJ. RANGE	3.1 ~ 3.8V	4.75 ~ 5.8V	7.1 ~ 9V	11.4 ~ 13.8V	14.25 ~ 18V	22.8 ~ 28.8V	34.2 ~ 39.6V	45.6 ~ 55.2V	
	VOLTAGE TOLERANCE Note.3	+2.5,-3.5%	+2.5,-3.5%	±2.5%	±1.5%	±1.5%	±1.5%	±1.5%	±1.5%	
	LINE REGULATION	±0.5%	±0.5%	±0.5%	±0.3%	±0.3%	±0.2%	±0.2%	±0.2%	
	LOAD REGULATION	±2.0%	±2.0%	±1.5%	±0.8%	±0.8%	±0.5%	±0.5%	±0.5%	
	SETUP, RISE TIME	2500ms, 100ms/230VAC 2500ms, 100ms/115VAC at full load								
HOLD UP TIME (Typ.)	50ms/230VAC 20ms/115VAC at full load									
INPUT	VOLTAGE RANGE Note.5	85 ~ 264VAC 120 ~ 370VDC								
	FREQUENCY RANGE	47 ~ 63Hz								
	POWER FACTOR (Typ.)	PF>0.95/230VAC		PF>0.98/115VAC at full load						
	EFFICIENCY (Typ.)	78%	83%	84%	87.5%	88%	88.5%	89%	90%	
	AC CURRENT (Typ.)	1.2A/115VAC 0.6A/230VAC								
	INRUSH CURRENT (Typ.)	35A/115VAC 65A/230VAC								
PROTECTION	LEAKAGE CURRENT Note.6	Earth leakage current < 300 μ A/264VAC , Touch leakage current < 100 μ A/264VAC								
	OVERLOAD	105 ~ 135% rated output power Protection type : Constant current limiting for Vo=50 ~ 100% of rated voltage, recovers automatically after fault condition is removed								
	OVER VOLTAGE	3.96 ~ 4.62V	6 ~ 7V	9.4 ~ 10.9V	14.4 ~ 16.8V	18.8 ~ 21.8V	30 ~ 34.8V	41.4 ~ 48.6V	57.6 ~ 67.2V	
	OVER TEMPERATURE	Shut down o/p voltage, recovers automatically after temperature goes down								
FUNCTION	REMOTE CONTROL	RC+/RC- : 0 ~ 0.8V= power on ; 4 ~ 10V = power off								
ENVIRONMENT	WORKING TEMP.	-40 ~ +60°C (Refer to "Derating Curve")								
	WORKING HUMIDITY	20 ~ 90% RH non-condensing								
	STORAGE TEMP., HUMIDITY	-40 ~ +85°C, 10 ~ 95% RH								
	TEMP. COEFFICIENT	±0.04%/°C (0 ~ 50°C)								
	VIBRATION	10 ~ 500Hz, 5G 10min./1cycle, 60min. each along X, Y, Z axes								
SAFETY & EMC (Note 4)	SAFETY STANDARDS	ANSI/AAMI ES60601-1, IEC60601-1 approved								
	ISOLATION LEVEL	Primary-Secondary: 2xMOOP, Primary-Earth: 1xMOOP, Secondary-Earth: 1xMOOP								
	WITHSTAND VOLTAGE	I/P-O/P:4KVAC I/P-FG:2KVAC O/P-FG:0.5KVAC								
	ISOLATION RESISTANCE	I/P-O/P, I/P-FG, O/P-FG:100M Ohms / 500VDC / 25°C / 70% RH								
	EMC EMISSION	Compliance to EN55011 (CISPR11) Class B, EN61000-3-2,-3								
OTHERS	EMC IMMUNITY	Compliance to EN61000-4-2,3,4,5,6,8,11, EN60601-1-2								
	MTBF	295.7K hrs min. MIL-HDBK-217F (25°C)								
	DIMENSION	159*97*38mm (L*W*H)								
NOTE	PACKING	0.38Kg; 24pcs/10.1Kg/0.76CUFT								
	<p>1. All parameters NOT specially mentioned are measured at 230VAC input, rated load and 25°C of ambient temperature.</p> <p>2. Ripple & noise are measured at 20MHz of bandwidth by using a 12" twisted pair-wire terminated with a 0.1uf & 47uf parallel capacitor.</p> <p>3. Tolerance : includes set up tolerance, line regulation and load regulation.</p> <p>4. The power supply is considered a component which will be installed into a final equipment. The final equipment must be re-confirmed that it still meets EMC directives. For guidance on how to perform these EMC tests, please refer to "EMI testing of component power supplies." (as available on http://www.meanwell.com)</p> <p>5. Derating may be needed under low input voltages. Please check the derating curve for more details.</p> <p>6. Touch current was measured from primary input to DC output.</p> <p>7. When the input voltage is less than 40VAC, the SPS may exhibit degradation of performance. The final product manufacturers must re-confirm this deviation that does not affect basic safety or essential performance.</p>									

Mechanical Specification

Case No.901I Unit:mm



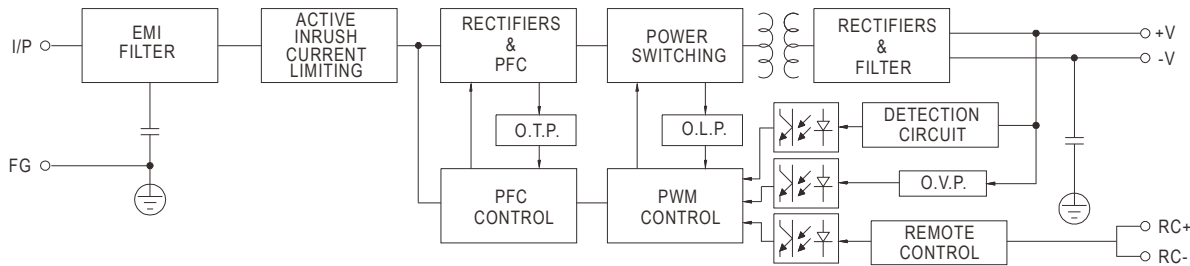
Terminal Pin No. Assignment

Pin No.	Assignment	Pin No.	Assignment
1	AC/L	4,5	DC OUTPUT -V
2	AC/N	6,7	DC OUTPUT +V
3	FG		

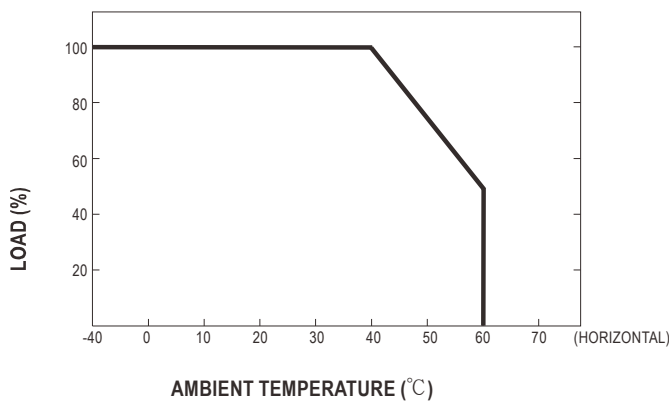
Remote ON/OFF (CN100) : JST B-XH or equivalent

Pin No.	Assignment	Mating Housing	Terminal
1	RC-	JST XHP or equivalent	JST SXH-001T or equivalent
2	RC+		

Block Diagram



Derating Curve



Output Derating VS Input Voltage

