


UNIT CODE	DESCRIPTION
PS-RSP 200-5	200 Watt, 5V, Single Output, 30mm (1U) Low Profile Enclosed Power Supply with PFC Function

SPECIFICATIONS		
Input	Output	Approvals
Universal 85 ~ 264VAC	+5VDC @ 0 ~ 40A	

Features at a Glance:

Priced Economically

Universal AC Input for Worldwide Use

30mm low profile 1U design

Constant current limiting circuit

Cooled by natural (free air) convection

Active PFC and Remote ON-OFF control

Protections: Short circuit, Overload,
Over voltage, Over temperature

Simple (-5% ~ +10%) output voltage adjustment

LED indicator for Power ON

Optional conformal coating

Safety Standards: UL60950-1, TUV EN60950-1
EN61558-2-16, CCC GB4943

EMC: Light Industry level, criteria A
- See following pages for complete EMC details

Certificates: UL / CUL / TUV / CB / CE / CCC

MTBF: 224.5K hours min. *MIL-HDBK-217F (25°C)*

Case: 207B

Weight: 1.58 lbs. (0.72 Kgs)

Dimensions: 8.4"L x 4.5"W x 1.1"H
215L X 115W X 30mmH

3 year warranty



PS-RSP 200 series is a general purpose, "light industrial level," AC/DC, 1U low profile, single output, enclosed type, switching power supply with PFC.

Functions include remote ON/OFF control, a constant current limiting circuit, short circuit, overload, over voltage, and over temperature protections. Users can make a (-5% ~ +10%) output voltage adjustment on a small rheostat on the terminal strip. All series comply with power supply requirements per UL, CUL, TUV, CCC, CB, and are approved for use in the European household appliance market. PS-RSP-200 is also CCC approved (China Compulsory Certification)

The PS-RSP-200 Series is widely used and applications include general automation and control systems, mechanical and electrical equipment, instrumentation, household appliances or systems that require an economical but reasonably efficient power supply with a 1U low profile.

[Click for more information](#)

Pricing: 1+ \$ 121.00
10+ 107.50
25+ 95.00

toll-free 1-866-665-5434 (603) 888-2467 power@electracool.com

Specifications

OUTPUT

DC VOLTAGE	5 V
RATED CURRENT	40 A
CURRENT RANGE	0 ~ 40A
RATED POWER	200W
RIPPLE & NOISE (max.) <i>Note.2</i>	150mVp-p
VOLTAGE ADJ. RANGE	4.5 ~ 5.5V
VOLTAGE TOLERANCE <i>Note.3</i>	±2.0%
LINE REGULATION	±0.5%
LOAD REGULATION	±1.0%
SETUP, RISE TIME	1500ms, 50ms/230VAC 3000ms, 50ms/115VAC at full load
HOLD UP TIME (Typ.)	8ms at full load 230VAC /115VAC

INPUT

VOLTAGE RANGE <i>Note.4</i>	88 ~ 264VAC	124 ~ 370VDC
FREQUENCY RANGE	47 ~ 63Hz	
POWER FACTOR (Typ.)	PF>0.95/230VAC	PF>0.98/115VAC at full load
EFFICIENCY (Typ.)	85.5%	
AC CURRENT (Typ.)	2.5A/115VAC	1.3A/230VAC
INRUSH CURRENT (Typ.)	20A/115VAC	40A/230VAC
LEAKAGE CURRENT	<1mA / 240VAC	

PROTECTION

OVERLOAD	105 ~ 135% rated output power. Protection type: Hiccup mode, recovers automatically after fault is removed
OVER VOLTAGE	5.75 ~ 7V Protection type: Shut down o/p voltage, re-power on to recover
OVER TEMPERATURE	Shut down o/p voltage, recovers automatically after temperature goes down

ENVIRONMENT

WORKING TEMP.	-30°C ~ +70°C (Refer to the "Derating Curve" on last page)
WORKING HUMIDITY	20 ~ 90% RH non-condensing
STORAGE TEMP., HUMIDITY	-40°C ~ +85°C, 10 ~ 95% RH
TEMP. COEFFICIENT	±0.03% °C / (0 ~ 45 °C)
VIBRATION	10 ~ 500Hz, 2G 10min./1cycle, 60min. each along X, Y, Z axes

SAFETY & EMC (*Note 5*)

SAFETY STANDARDS	UL60950-1, TUV EN60950-1, CCC GB4943 approved
WITHSTAND VOLTAGE	I/P-O/P:3KVAC I/P-FG:2KVAC O/P-FG:0.5KVAC
ISOLATION RESISTANCE	I/P-O/P, I/P-FG, O/P-FG:100M Ohms / 500VDC / 25°C/ 70% RH
EMC EMISSION	Compliance to EN55022 (CISPR22) Class B, EN61000-3-2,-3, GB9254 class B, GB17625.1
EMC IMMUNITY	Compliance to EN61000-4-2,3,4,5,6,8,11, EN55024, light industry level, criteria A

OTHER

MTBF	224.5K hrs min. MIL-HDBK-217F (25 °C)
DIMENSIONS	215*115*30mm (L*W*H)
PACKING	0.72Kg; 15pcs/11.8Kg/0.78CUFT

NOTES: 1. All parameters NOT specifically mentioned are measured at 230VAC input, rated load and ambient temperature of 25°C.
2. Ripple & noise are measured at 20MHz of bandwidth by using a 12" twisted pair-wire terminated with a 0.1uf & 47uf parallel capacitor.
3. Tolerance: includes set up tolerance, line regulation and load regulation.
4. Derating will be required when operating under certain low input voltages. Please see the Static Characteristics Curve on last page.
5. The power supply is considered a component which will be installed into a final piece of equipment. That final equipment must be re-confirmed as still meeting EMC directives. For guidance on how to perform these EMC tests, please Google "EMI testing of component power supplies."

toll-free 1-866-665-5434 (603) 888-2467 power@electracool.com

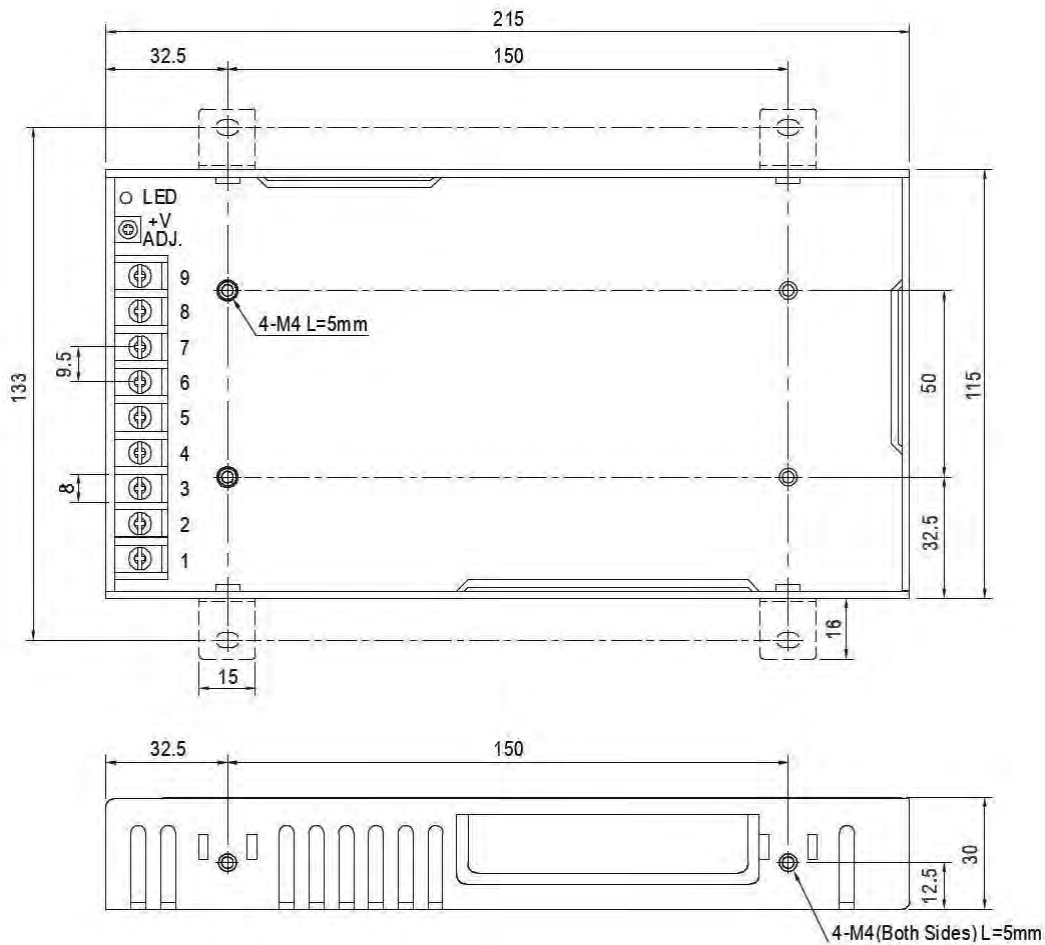
Mechanical Specifications

Terminal Pin No. Assignment :

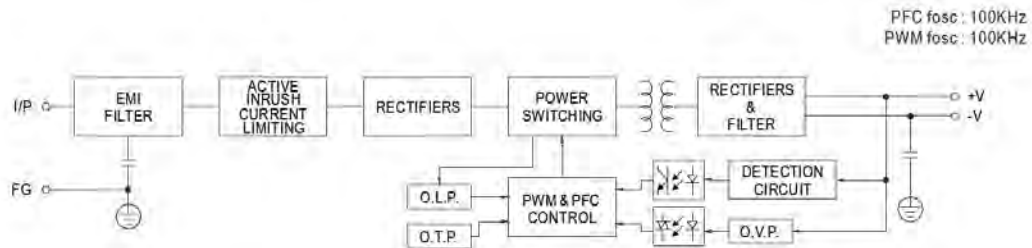
Pin No.	Assignment	Pin No.	Assignment
1	AC/L	4~6	DC OUTPUT -V
2	AC/N	7~9	DC OUTPUT +V
3	FG \perp		

Case No.207B

Unit:mm

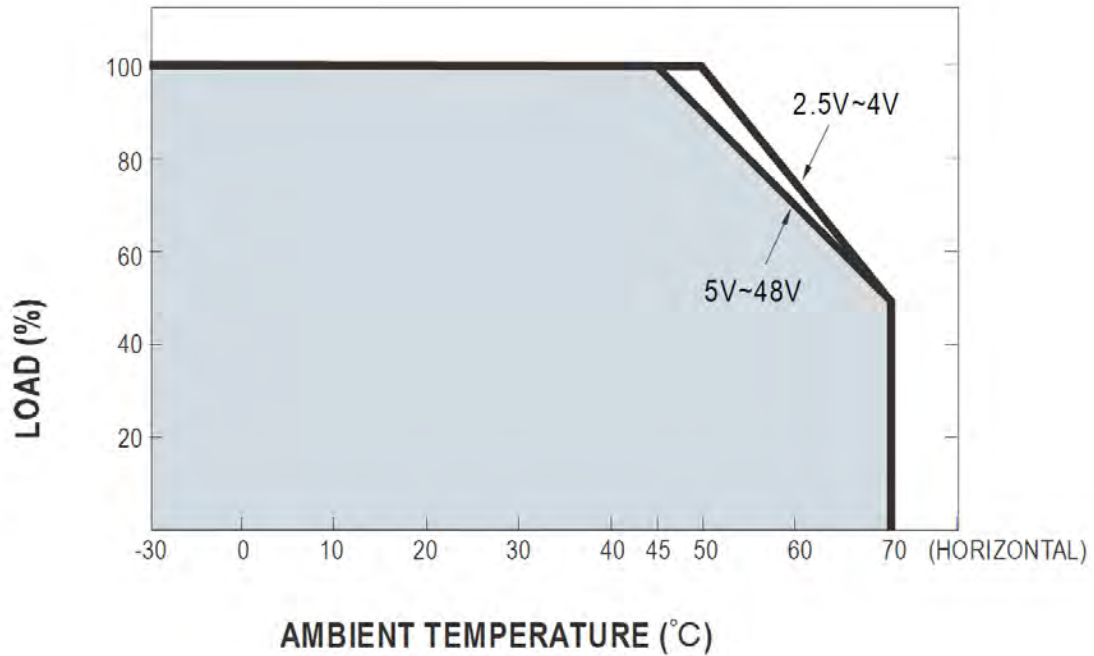


Block Diagram

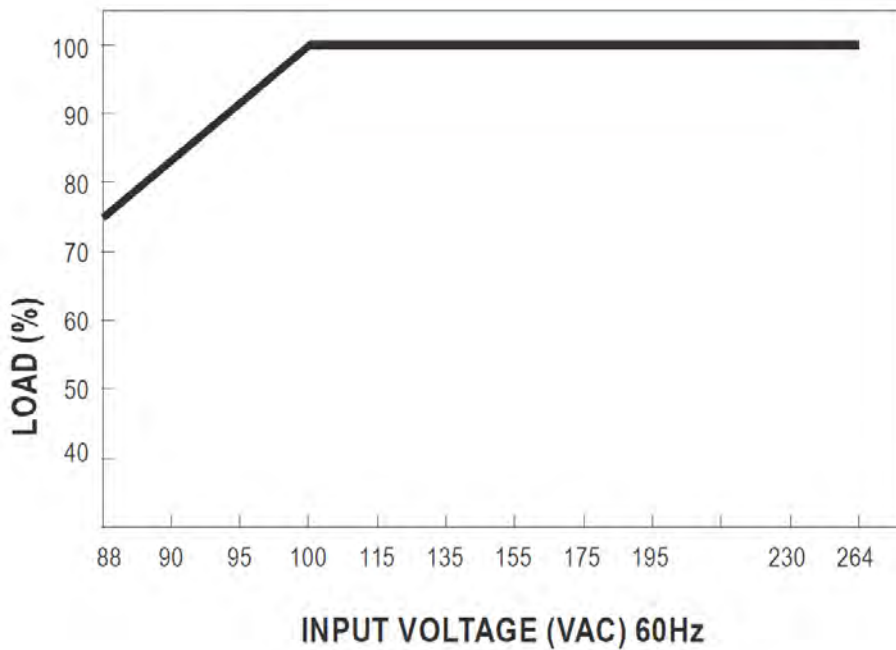


toll-free 1-866-665-5434 (603) 888-2467 power@electracool.com

Derating Curve



Static Characteristics



toll-free 1-866-665-5434 (603) 888-2467 power@electracool.com